

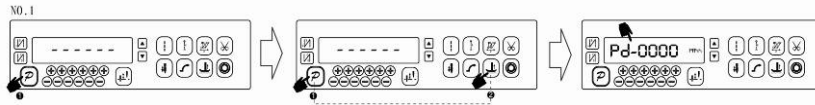





HMI PARAMETER TABLE

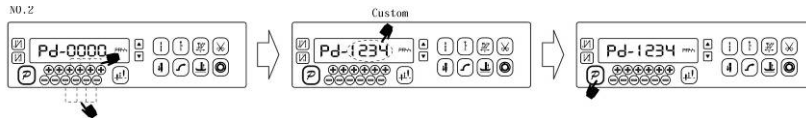
1. Translating Parameter






- 1)Download parameters(the panel will parameter from panel to controller);
- 2)Upload parameters (the panel will parameter from controller to panel).

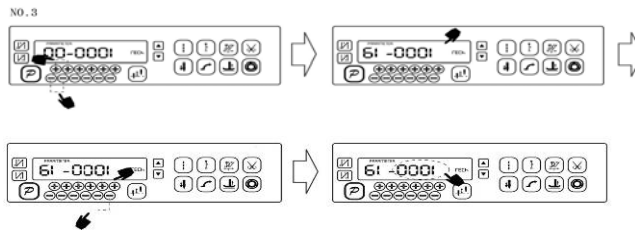
Step 1: Under operator mode, press  and  keys, LCD Pd-0000; user type the passport.





Step 2: The password is entered using the last four  keys and  keys, then press  key. If the password is correct, enter into the technician mode, or return to the operator mode.

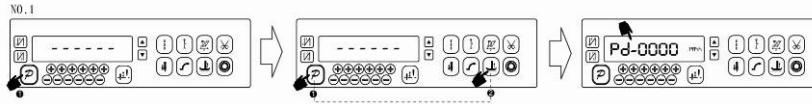


Step 3: Change the technician parameters index to【61】by the first and the second  key and  key under technician mode, then press  key to set parameter. The value is changed 1 or 2 by the last  keys and  keys. The 1 is download parameter; The 2 is upload parameter.

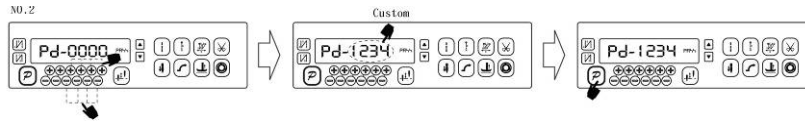


2. Restore storage parameter for factory of control

Step 1: Under operator mode, press  and  keys, LCD Pd-0000; user type the passport.

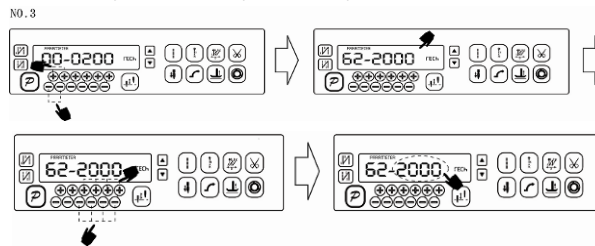


Step 2: The password is entered using the last four **+** keys and **-** keys, then press **P** key. If the password is correct, enter into the technician mode, or return to the operator mode.

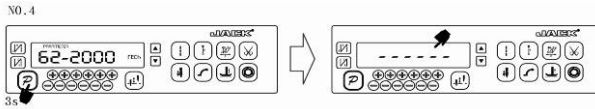


Factory (CHEE SIANG)	Model	360 Recovery Parameter	180 Recovery Parameter
1	Direct drive 5100	2001	
2	Belt 5100	1005	
3	6112BFT	6101	
4	6112D-BFT	6102	

Step 3: Change the technician parameters index to **【62】** by the first and the second **+** key and **-** key under technician mode, then press **P** key to set parameter. Restore storage parameter for factory of control can be changed by the last four **+** keys and **-** keys, Usually it's four bit.



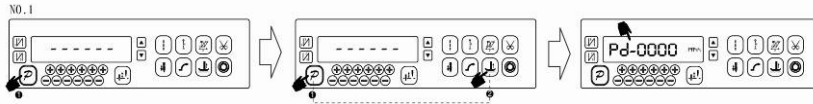
Step 4: the parameter confirms correct, press **P** key until the red light of HMI are bright or buzz produces a long loud, release **P** key, HMI and the whole system restore storage parameter.



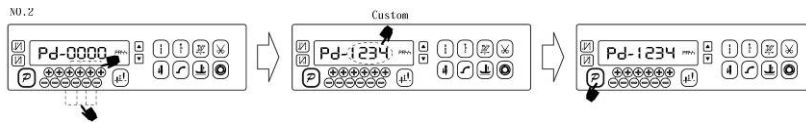
3. Restore default user's own parameter

The parameter **【63】** of HMI can be used to set the customer's own parameters, following methods of operation :

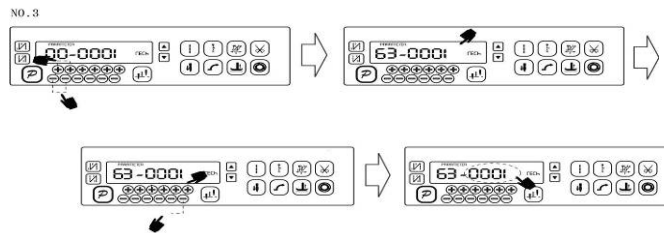
Step 1: Under operator mode, press **P** and **↓** keys, LCD Pd-0000; you required to type the passport.



Step 2: The password is entered using the last four **+** keys and **-** keys, then press **P** key. If the password is correct, enter into the technician mode, or return to the operator mode.




Step 3: Change the technician parameters index to **【63】** by the first and the second **+** key and **-** key under technician mode, then press **P** key to set parameter. The value is changed 1or 2 by the last **+** keys and **-** keys.



Note: when it set 1, the follow-up to the user to customize the parameter is used 1; when it set 2, the follow-up to the user to customize the parameter is used 2.

Step 4: Press **P** key keep 5 second, HMI and the whole system will the current parameter set restor the user to customize storage parameter.

When the parameter cause to the control system error, the user can restore the



custom of the parameters, the methods of operation as “4.1 Restore storage parameter for factory of control” .The parameter 【62】 is changed 1or 2, Press  key keep 5 second again, the system will restore the user to customize storage parameter.

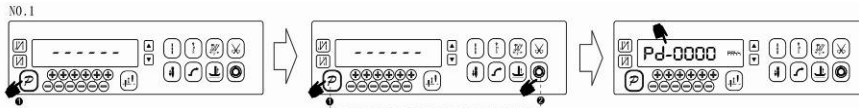
Note :

- 1、 After power on, HMI only download **operator mode** parameter, but not **technician** and **administrator** parameter. If all parameter is needed, **technician** parameter 61 can used to download all current working parameter of HMI 50.
- 2、 If restore other parameter of HMI storage, **technician** 62 can be used to make it current working parameter, and download initiative.
- 3、 After single parameter modification, HMI will download the value that is different with old value of parameter.
- 4、 Recover default parameters, the system the best in the clear once again.

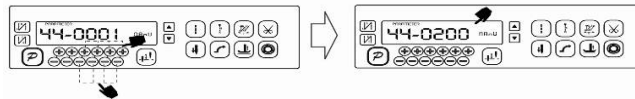
4. foot lifter function


with foot lifter function of head-machine products, it needs to be opened, which modify the system P44 parameter to 200 :

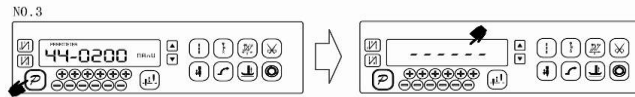
- 1) Press  and  keys, user type the correct passport to entry administrator mode ,LCD Pd-0000.



- 2) The first parameter is adjusted to 44, then 44 parameter is adjusted to 200;



- 3) Press  key to exit administrator mode.



386P0051A

2012-8-22